



**A**t Westfields, Fred Couples has built a course that is at once fun and accessible for the novice, yet is also challenging and thought-provoking for the experienced golfer. Fred's professional play on hundreds of courses around the world and his experience in countless tournaments and team competitions has given him exceptional insight into golf course design; it is perfectly exhibited at Westfields.

Yet, what sets Westfields apart from other golf clubs is not only its exceptional playability, but its use of traditional design elements. Carved through natural wetlands, rolling hills, and majestic beech and oak trees, Westfields offers golfers a setting that is virtually free from distraction. No residences border the links, creating a course that is truly a golfer's dream.

This great layout combined with the kind of service typically found only at private golf clubs makes Westfields a place where golf enthusiasts can always enjoy a great round of golf.

WELCOME,

*I hope that you have a great round at Westfields Golf Club. Our goal in designing this course was to take advantage of the beautiful woods and rolling hills of northern Virginia and make them into a golfers delight - a challenging and first-class course for the enjoyment of all players. You will have a choice of multiple tees on each hole, where you can pick the right yardage to fit your game. There will be enough elevation changes, water hazards, bunkers and other obstacles to keep you on your toes all around the course. Thank you again for playing at Westfields Golf Club - hit 'em long and straight.*

ENJOY,

*Fred Couples*

Fred Couples



## Yardage Information

- ⊗ Denotes sprinkler head. In this guide, distances to center of greens are shown. On the course, distances to the front, middle and back of greens are shown.
- Denotes landmark - tree, edge of bunker or body of water, etc.
- Denotes 100, 150 & 200-yard markers.
- All distances are measured in yards to center of greens.
- Charts show distances in yards from permanent markers on tees, denoted by colored squares, to landmarks.

### USGA RULES GOVERN ALL PLAY

Unless Modified By A Local Rule

### Local Rules

- Repair all divots and ball marks on greens and rake bunkers.
- Out of bounds is defined by the black perimeter fence around the property.
- Proper golf attire must be worn at all times.
- No private cooler permitted on the golf course.
- Please observe any verbal rules given by the greeter.

Tee	Yardage	Rating/Slope
Boom Boom	6897	72.7/136
Blue	6496	70.7/130
White	6034	69.8/127
Green (M)	5322	65.6/118
Green (L)	5322	70.0/125
Red	4597	65.9/114



Aerial photography by: Chris Casale, Hilton Head, SC

DEPTH: 43 YARDS



# 1

## PAR 4



The first hole is an uphill par 4 that plays slightly longer than the yardage. A forced carry off the tee sets up a middle iron to a large, undulating green. Although it is without bunkers, this demanding hole sets the pace for a challenging front nine.

YARDS	HCP
408	13
388	13
356	13
300	13
275	13

# 2

PAR 4

DEPTH: 30 YARDS



280
259
210
167
127

251
230
180
138
97

228
210
167
128
92

201
183
140
101



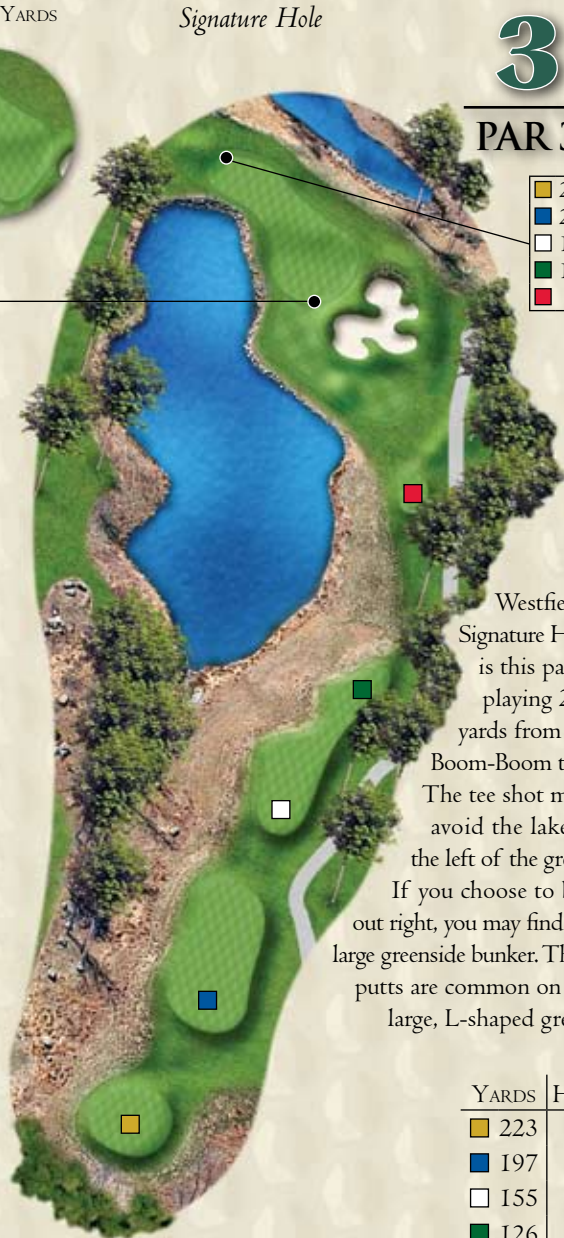
The second is a medium length par 4 which requires a tee shot that negotiates bunkers on both sides of the fairway. A short-iron approach must carry the greenside bunkers to a putting surface that slopes from back to front.

YARDS	HCP
416	11
394	11
361	11
304	11
268	11

DEPTH: 38 YARDS



204
178
136
57



Signature Hole

# 3

PAR 3

242
218
174
145
95

Westfields' Signature Hole is this par 3, playing 223 yards from the Boom-Boom tees. The tee shot must avoid the lake to the left of the green. If you choose to bail out right, you may find the large greenside bunker. Three putts are common on the large, L-shaped green.

YARDS	HCP
223	5
197	5
155	5
126	5
76	5

# 4

PAR 5

DEPTH: 30 YARDS

DEPTH: 45 YARDS


# 5

PAR 4



The first of our three par 5s requires a straight tee shot between the large oak trees on the left and the receptive fairway bunker on the right. The second shot must avoid the fairway bunkers to set up a short-iron approach to the large, undulating green.

YARDS	HCP
570	7
541	7
520	7
488	7
451	7



The fifth is the first of three long par 4s on the front side. A solid tee shot must avoid the fairway bunker on the left side. A long-iron approach follows to a long, narrow green with mounds on the left and a depression on the right. Par is a very good score.

YARDS	HCP
448	9
420	9
379	9
331	9
304	9

# 6

## PAR 4

256
243
217
178
142
100

234
221
195
156
120

This is the longest par 4 on the course, playing 473 yards from the Boom-Boom tees. A long straight tee shot must split the fairway bunkers to properly set up the long second shot. You can bail out to the left of the well-guarded green, but getting up and down from there is difficult.

YARDS	HCP
473	3
459	3
433	3
392	3
327	3

DEPTH: 36 YARDS



DEPTH: 42 YARDS



286
273
247
210
180
145

227
214
188
151
121
86

159
136
120
107
73

# 7

## PAR 3

201
178
162
149
115

The second par 3 on the front side is the 180-yard seventh. There is a severe drop-off on the left side of the green, which contains three deep bunkers. A large ridge running through the middle of the green will challenge even the best of putters.

YARDS	HCP
180	17
157	17
141	17
128	17
94	17

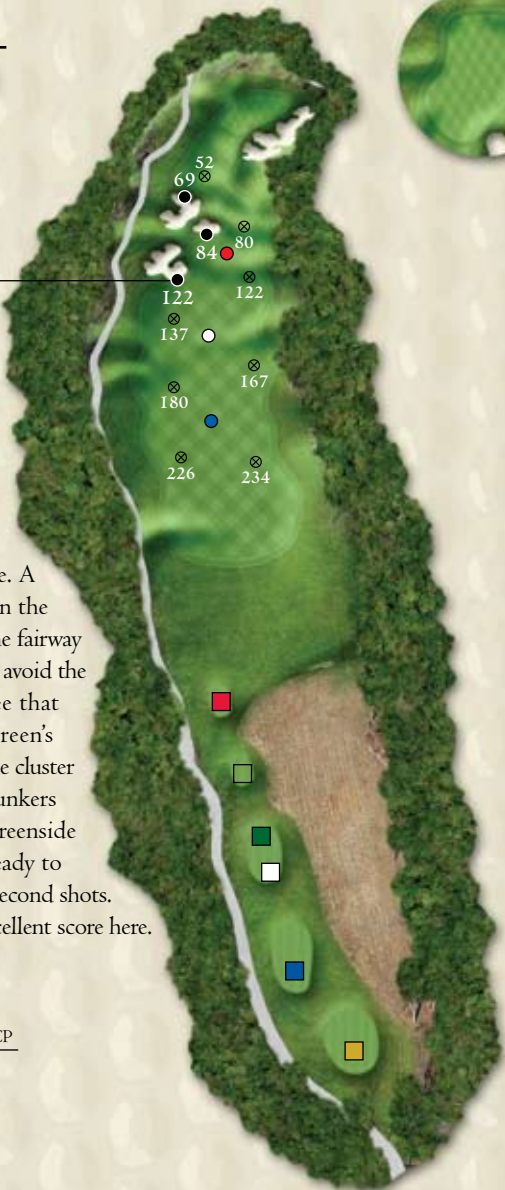
# 8

## PAR 4

DEPTH: 34 YARDS



■	342
■	316
□	283
■	265
□	250
■	223



This par 4 is Westfields' toughest hole. A tee shot down the left side of the fairway is required to avoid the large oak tree that guards the green's right side. The cluster of fairway bunkers and a large greenside bunker are ready to catch errant second shots. Four is an excellent score here.

YARDS	HCP
■	467   I
■	441   I
□	406   I
■	382   I
■	347   I

DEPTH: 35 YARDS

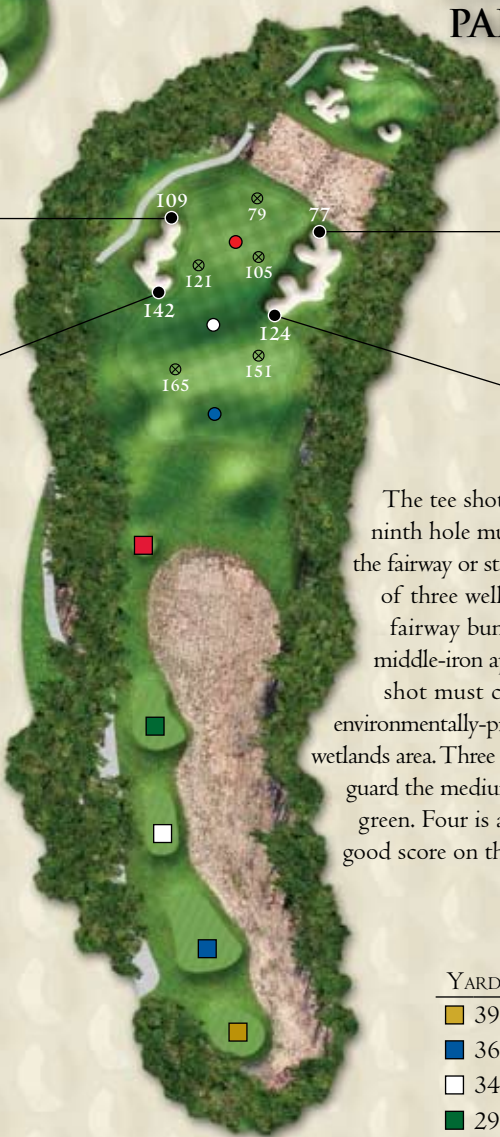


# 9

## PAR 4

■	286
■	264
□	234
■	202
■	138

■	252
■	230
□	200
■	168
■	104



The tee shot on the ninth hole must split the fairway or stay short of three well-placed fairway bunkers. A middle-iron approach shot must carry an environmentally-protected wetlands area. Three bunkers guard the medium-sized green. Four is always a good score on this hole.

■	293
■	272
□	246
■	215
■	156

■	246
■	225
□	200
■	167
■	110

YARDS	HCP
■	390   15
■	368   15
□	345   15
■	299   15
■	243   15



# WESTFIELDS GOLF CLUB



**COUPLES  
BATES**  
GOLF DESIGN



# 10

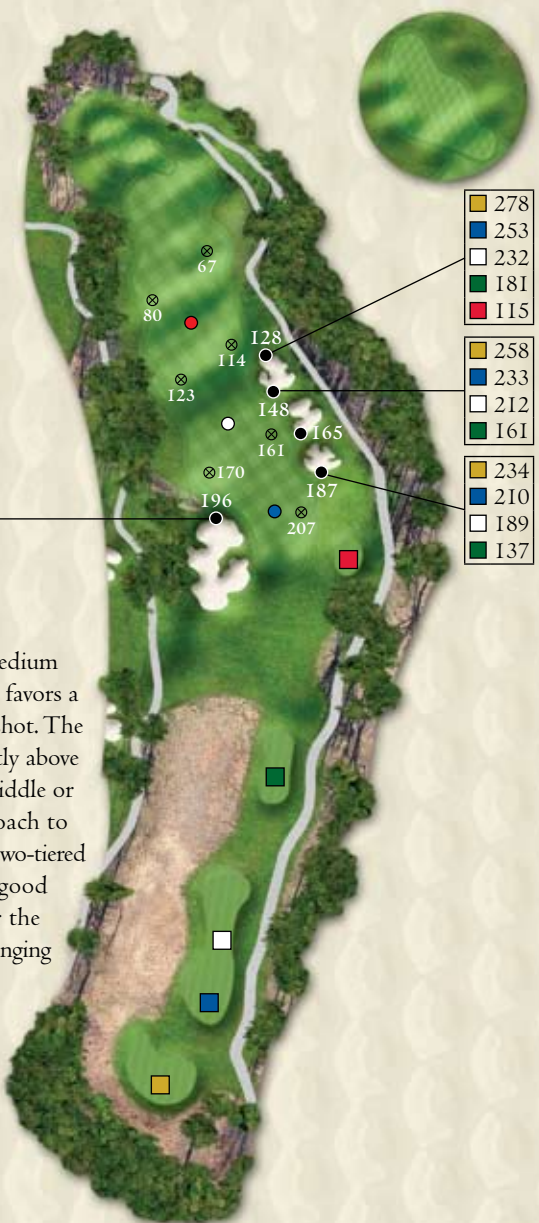
PAR 4

DEPTH: 40 YARDS

DEPTH: 30 YARDS

# 11

PAR 5



- 210
- 186
- 164
- 116

- 278
- 253
- 232
- 181
- 115

- 258
- 233
- 212
- 161

- 234
- 210
- 189
- 137



- 276
- 258
- 217
- 172
- 141

- 228
- 210
- 169
- 124

- 315
- 297
- 252
- 203
- 165

The tenth is a medium length par 4 that favors a right-to-left tee shot. The ball will be slightly above your feet for a middle or short-iron approach to the unprotected, two-tiered green. This is a good starting hole for the shorter, but challenging back nine.

This par 5 features a landing area with mounds in the middle of the fairway and a large bunker on the left side. A second shot to a sloping fairway sets up a short-iron approach to a difficult, undulating green. The large greenside bunker adds to the challenge.

YARDS	HCP
412	12
388	12
368	12
312	12
243	12

YARDS	HCP
525	8
507	8
468	8
408	8
382	8

# 12

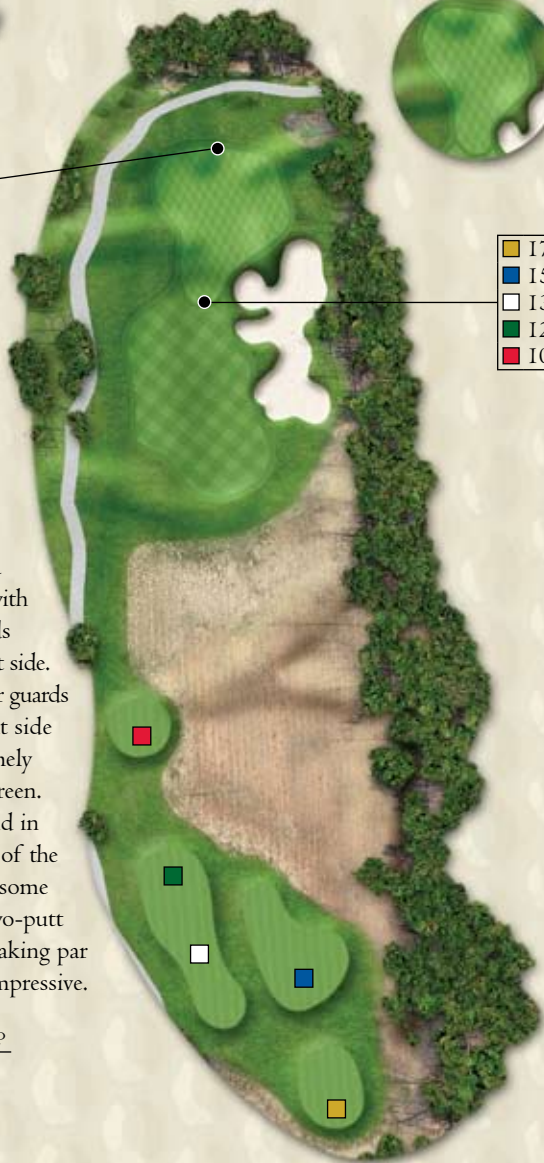
PAR 3

- 215
- 192
- 181
- 166
- 148

DEPTH: 42 YARDS



- I73
- I50
- I39
- I24
- I06



The 12th is a tough par 3 with out-of-bounds along the right side. A large bunker guards the front right side of this extremely challenging green. A large mound in the left center of the green creates some impossible two-putt situations. Making par here is very impressive.

YARDS	HCP
<span style="display: inline-block; width: 10px; height: 10px; background-color: #FFD700; border: 1px solid black; margin-right: 5px;"></span> 194	14
<span style="display: inline-block; width: 10px; height: 10px; background-color: #0000FF; border: 1px solid black; margin-right: 5px;"></span> 171	14
<span style="display: inline-block; width: 10px; height: 10px; background-color: #FFFFFF; border: 1px solid black; margin-right: 5px;"></span> 160	14
<span style="display: inline-block; width: 10px; height: 10px; background-color: #006400; border: 1px solid black; margin-right: 5px;"></span> 145	14
<span style="display: inline-block; width: 10px; height: 10px; background-color: #FF0000; border: 1px solid black; margin-right: 5px;"></span> 127	14

DEPTH: 40 YARDS



# 13

PAR 4

- 311
- 291
- 277
- 254
- 198

- 255
- 235
- 221
- 198
- 142

- 235
- 215
- 201
- 178
- 122



The 13th features the course's only blind tee shot. A Civil War burial site comes into play on the right side. Deep, punishing bunkers guard the large, multi-tiered green. A back left pin brings a ravine into play; finding it guarantees a high score, so play for the center of the green.

YARDS	HCP
<span style="display: inline-block; width: 10px; height: 10px; background-color: #FFD700; border: 1px solid black; margin-right: 5px;"></span> 365	10
<span style="display: inline-block; width: 10px; height: 10px; background-color: #0000FF; border: 1px solid black; margin-right: 5px;"></span> 349	10
<span style="display: inline-block; width: 10px; height: 10px; background-color: #FFFFFF; border: 1px solid black; margin-right: 5px;"></span> 337	10
<span style="display: inline-block; width: 10px; height: 10px; background-color: #006400; border: 1px solid black; margin-right: 5px;"></span> 308	10
<span style="display: inline-block; width: 10px; height: 10px; background-color: #FF0000; border: 1px solid black; margin-right: 5px;"></span> 239	10

# 14

PAR 4

DEPTH: 30 YARDS

DEPTH: 36 YARDS

# 15

PAR 5

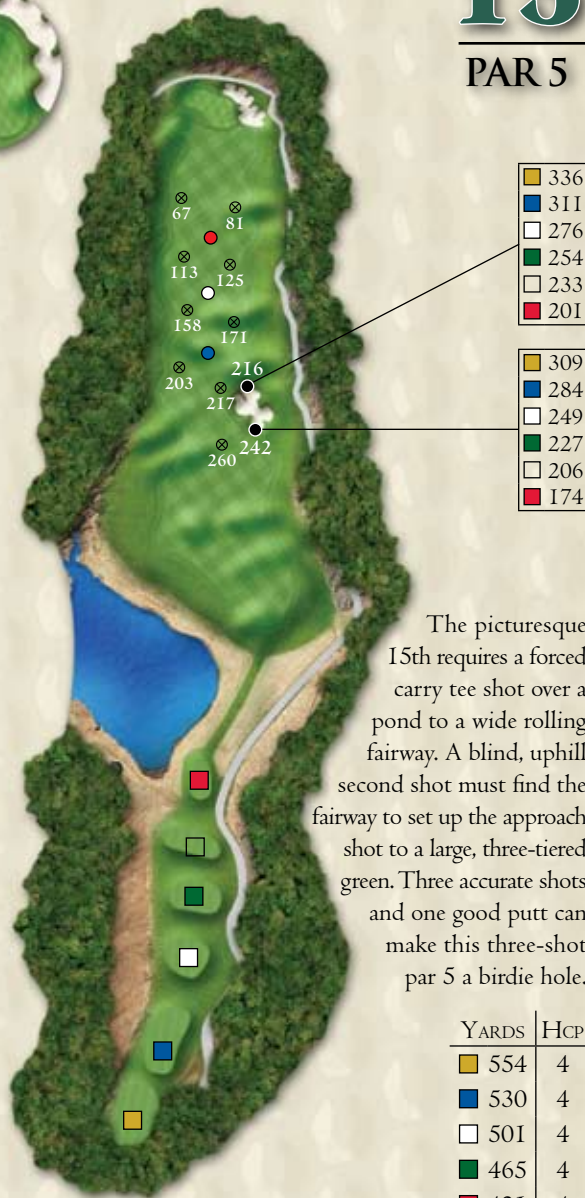
This driveable par 4 is only 285 yards long from the Boom-Boom tees. A drive left of center will feed down to the green for a possible eagle bid. However, a large bunker guards the green's front right side. With scores ranging from eagle to triple-bogey, this short hole provides plenty of excitement.

YARDS	HCP
285	18
264	18
250	18
204	18
150	18



The picturesque 15th requires a forced carry tee shot over a pond to a wide rolling fairway. A blind, uphill second shot must find the fairway to set up the approach shot to a large, three-tiered green. Three accurate shots and one good putt can make this three-shot par 5 a birdie hole.

YARDS	HCP
554	4
530	4
501	4
465	4
421	4



# 16

PAR 4

DEPTH: 30 YARDS



A creek guards the left side of this par 4 before emptying into a pond in front of the green. A right-to-left tee shot that avoids the right side bunker will set up a middle to short-iron approach. The wide but shallow green is a rather small target, yet putts of 50 feet or better are common.

YARDS	HCP
384	6
354	6
329	6
291	6
259	6



HOLE 16



HOLE 17

# 17

PAR 3

DEPTH: 36 YARDS

- I78
- I64
- I44
- I24
- I20

Don't let the yardage on this short par 3 fool you; it is still fairly difficult. Tee shots must carry a small pond and a large greenside bunker to find the large green that sits diagonally to the tee box. Yardages increase as pin placements are moved from left to right.

YARDS	HCP
<span style="display: inline-block; width: 10px; height: 10px; background-color: yellow; border: 1px solid black;"></span> 160	16
<span style="display: inline-block; width: 10px; height: 10px; background-color: blue; border: 1px solid black;"></span> 146	16
<span style="display: inline-block; width: 10px; height: 10px; background-color: white; border: 1px solid black;"></span> 126	16
<span style="display: inline-block; width: 10px; height: 10px; background-color: green; border: 1px solid black;"></span> 106	16
<span style="display: inline-block; width: 10px; height: 10px; background-color: red; border: 1px solid black;"></span> 102	16



- I42
- I28
- I08
- 88
- 84

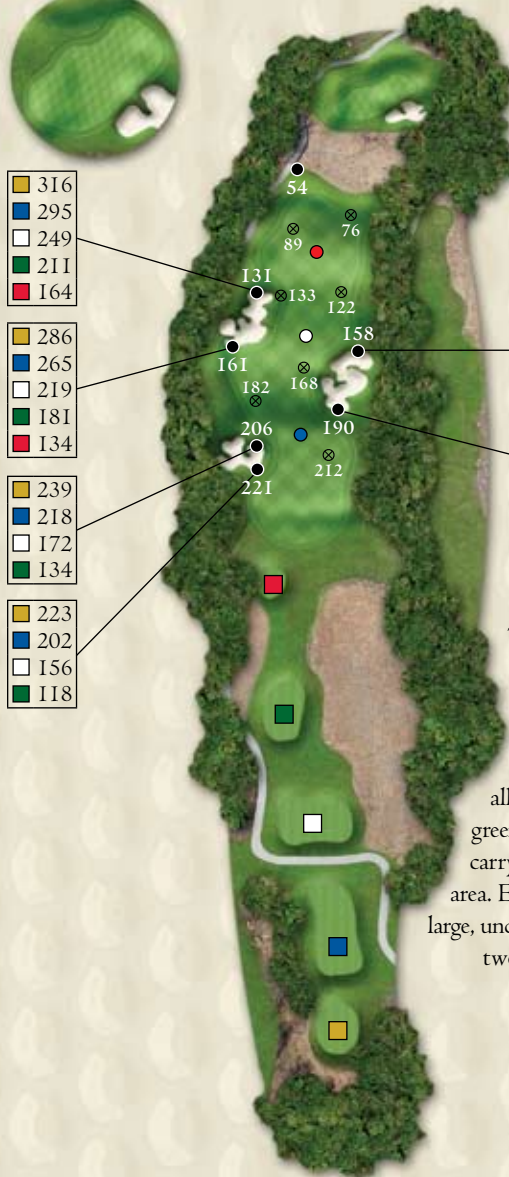
DEPTH: 33 YARDS

- 316
- 295
- 249
- 211
- I64

- 286
- 265
- 219
- I81
- I34

- 239
- 218
- I72
- I34

- 223
- 202
- I56
- I18



- 275
- 254
- 210
- I73
- I26

- 245
- 224
- I80
- I43

This par 4 is a classic finishing hole. Only a straight tee shot will avoid the fairway bunkers and allow you to access the green. Second shots must carry a native grass waste area. Even if you reach this large, undulating green in two, two-putting for par is not guaranteed.

YARDS	HCP
<span style="display: inline-block; width: 10px; height: 10px; background-color: yellow; border: 1px solid black;"></span> 443	2
<span style="display: inline-block; width: 10px; height: 10px; background-color: blue; border: 1px solid black;"></span> 422	2
<span style="display: inline-block; width: 10px; height: 10px; background-color: white; border: 1px solid black;"></span> 399	2
<span style="display: inline-block; width: 10px; height: 10px; background-color: green; border: 1px solid black;"></span> 333	2
<span style="display: inline-block; width: 10px; height: 10px; background-color: red; border: 1px solid black;"></span> 289	2

# 18

PAR 4



HOLE 3



HOLE 13