










**Key**

- |  |   |                            |   |
|--|---|----------------------------|---|
| MetroCentre Circular S1<br>(Buses travel in direction of arrow only) |    | Cycle parking              |    |
| MetroCentre Watermark Service S2                                     |    | Car park entrance and exit |    |
| Bus stop   |  | Shopmobility               |    |
|  |   | Railway line and station   |  |