



## Floor Plans & Capacity Chart

Courtyard Portland Downtown/Lloyd Center  
 435 NE Wasco Street  
 Portland, Oregon 97232 USA

[www.portlanddowntowncourtyard.com](http://www.portlanddowntowncourtyard.com)

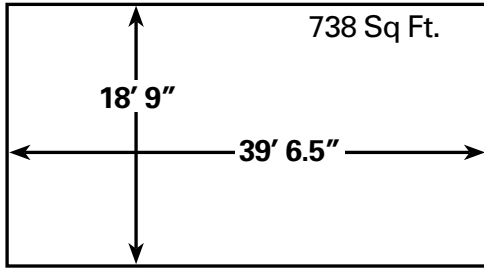
Phone 1-503-234-3200  
 Fax 1-503-234-1836  
 Toll-free 1-800-321-2211  
 Sales 1-503-234-3200 ext. 3132  
 Sales Fax 1-503-233-1687

[www.marriott.com/pdxcl](http://www.marriott.com/pdxcl)  
[cyportlandsales@csmlcorp.net](mailto:cyportlandsales@csmlcorp.net)

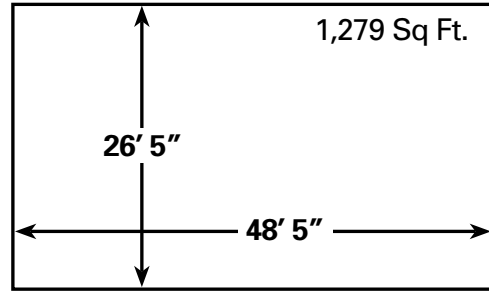
### Capacity Chart

ROOM	Square Footage	Theatre	Banquet	Crescent	Classroom	Conference	Hollow Square	U-Shape	Reception
Charley's	1,560 sq. ft.	N/A	110	N/A	N/A	N/A	N/A	N/A	120
The Pearl Room	1,279 sq. ft.	144	104	78	87	35	36	30	137
Hawthorne Room	738 sq. ft.	80	56	42	48	30	18	25	55
Broadway Room	486 sq. ft.	48	40	30	30	25	25	23	40
Belmont Boardroom	400 sq. ft.	N/A	N/A	N/A	N/A	12	N/A	N/A	N/A
Lloyd Boardroom	208 sq. ft.	N/A	18	N/A	N/A	10	N/A	N/A	N/A
Patio	2,646 sq. ft.	N/A	150	N/A	N/A	N/A	N/A	N/A	175

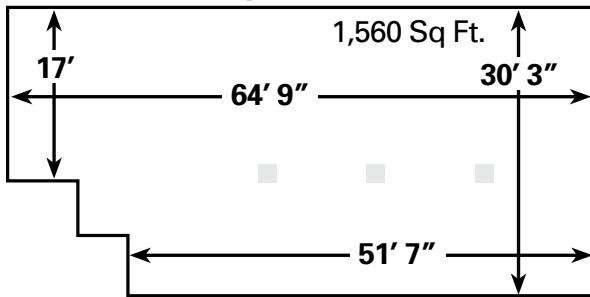
**Hawthorne Room**



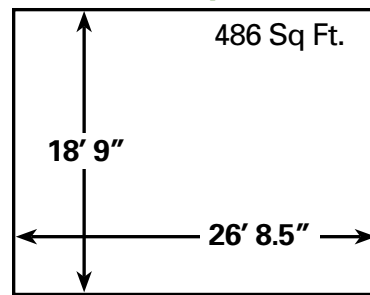
**The Pearl Room**



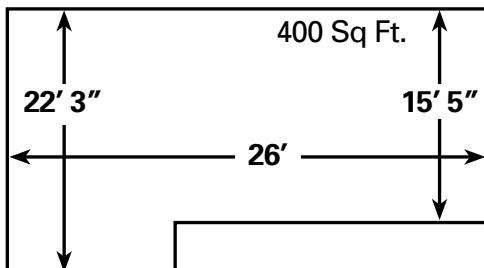
**Charley's Restaurant**



**Broadway Room**



**Belmont Boardroom**



**Lloyd Boardroom**

