

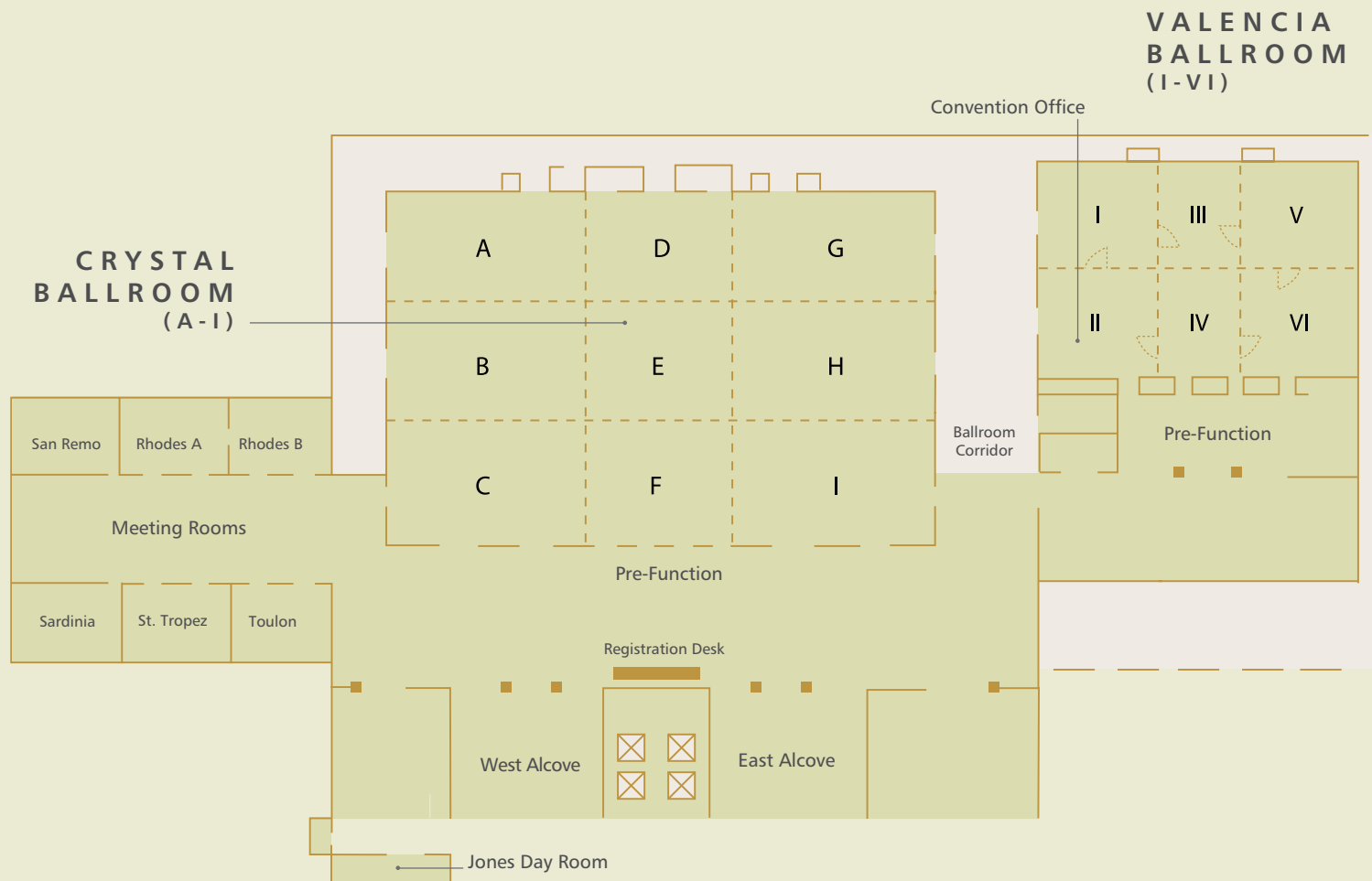


MEETING FACILITIES

RENAISSANCE ESMERALDA



CRYSTAL BALLROOM (16,784 sq.ft.) AND VALENCIA BALLROOM (5,148 sq.ft.)



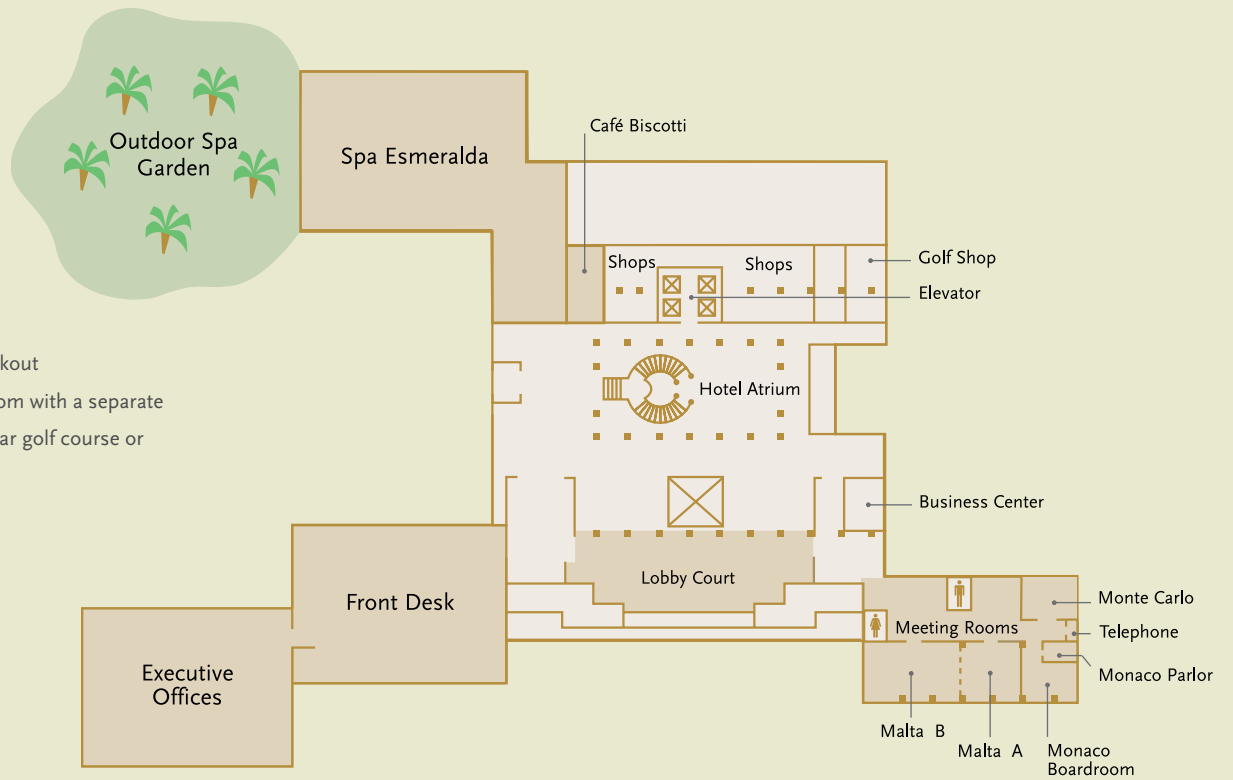
ROOMS	DIMENSIONS	AREA SQ.FT.	CAPACITY										
	(L x W X H)		Theatre	School Room	Hollow Square	U Shape	Conference	Exhibits 8' x 10'	Exhibits 10' x 10'	Reception	Banquet (Buffet)	Banquet (Sit Down)	
Crystal Ballroom	96' x 154' x 16'	16,784	1,748	840	-	-	-	-	86	70	1,560	800	980
Crystal Ballroom Pre-function	35' x 154' x 11'	5,400	-	-	-	-	-	-	-	-	600	-	-
Crystal West or East Alcove	23' x 43' x 11'	989	-	-	-	-	-	-	4	4	110	-	-
Crystal A, B, C, G, H, I (each)	32' x 61.5' x 16'	1,968	192	96	60	51	48	-	-	-	210	110	120
Crystal A, B, or C, or G, H, or H, I (combined)	64' x 61.5' x 16'	3,936	420	192	-	-	-	-	-	-	420	200	220
Crystal A, B, C, or G, H, I (combined)	96' x 61.5' x 16'	5,904	720	336	-	-	-	-	32	29	630	300	390
Crystal D, E, F (combined)	96' x 31' x 16'	2,976	364	156	-	-	-	-	-	-	300	-	210
Crystal A, B, C, D, E, F, or D, E, F, G, H, I (combined)	96' x 92.5' x 16'	8,880	1,080	504	-	-	-	-	48	43	930	450	600
San Remo	22' x 27' x 11.6'	594	60	32	26	22	18	-	-	-	60	40	40
Rhodes A, B (each)	22' x 27' x 11.6'	594	60	32	26	22	18	-	-	-	60	40	40
Rhodes A, B (combined)	22' x 55' x 11.6'	1,210	128	68	52	48	48	-	-	-	120	80	100
Sardinia	14' x 27' x 11.6'	378	40	24	22	18	18	-	-	-	40	20	20
St. Tropez	14' x 27' x 11.6'	378	40	24	22	18	18	-	-	-	40	20	20
Toulon	14' x 27' x 11.6'	378	40	24	22	18	18	-	-	-	40	20	20
Jones Day Room	12' x 36' x 11'	432	-	-	-	-	-	-	-	-	-	-	-
Valencia Ballroom	85.8' x 60' x 14'	5,148	585	264	-	-	-	-	26	18	550	280	350
Valencia Ballroom Pre-function	66' x 43' x 11'	2,838	-	-	-	-	-	-	5	5	200	-	-
Valencia I, II, V, VI (each)	33.6' x 30' x 14'	1,008	96	48	36	30	24	-	-	-	110	60	80
Valencia I, II, or V, VI (combined)	33.6' x 60' x 14'	2,016	208	105	66	54	48	-	9	8	225	120	160
Valencia III, IV (each)	18.6' x 30' x 14'	558	-	-	-	-	-	-	-	-	50	-	-
Valencia III, IV (combined)	18.6' x 60' x 14'	1,116	-	-	-	-	-	-	-	-	100	-	-
Valencia I, II, III, IV, or III, IV, V, VI (combined)	52' x 60' x 14'	3,120	336	150	-	-	-	-	13	11	325	160	200
Convention Office	10' x 15' x 8'	150	-	-	-	-	-	-	-	-	-	-	-

EMERALD BALLROOM (16,500 sq.ft.)



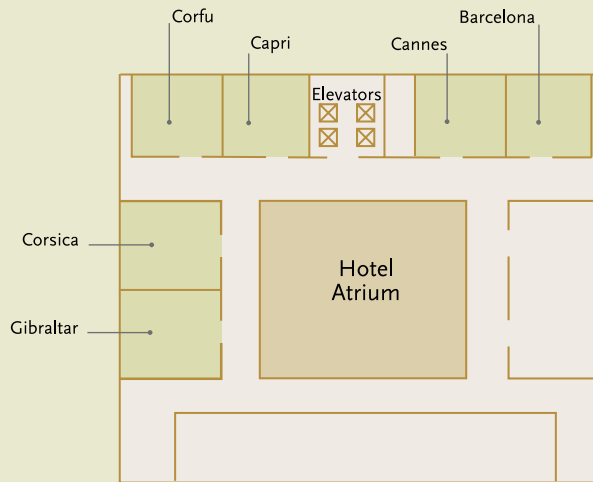
ROOMS	DIMENSIONS	AREA SQ.FT.	CAPACITY										
	(L x W X H)		Theatre	School Room	Hollow Square	U Shape	Conference	Exhibits 8' x 10'	Exhibits 10' x 10'	Reception	Banquet (Buffet)	Banquet (Sit Down)	
Emerald Ballroom	150' x 110' x 24'	16,500	1,992	960	-	-	-	-	96	80	1,770	840	1,120
Emerald Ballroom Pre-function (North)	Special	536	-	-	-	-	-	-	-	-	80	-	-
Emerald Ballroom Pre-function (South)	17.2' x 110' x 14'	1,892	-	-	-	-	-	-	-	-	210	-	-
Emerald Ballroom Pre-function (West)	Special	4,032	-	-	-	-	-	-	-	-	440	-	-
Emerald 1, 2, 3 (each)	35.5' x 36.5' x 24'	1,295	144	60	42	33	30	-	-	-	120	80	90
Emerald 6, 7, 8 (each)	38.5' x 36.5' x 24'	1,405	133	60	42	33	30	-	-	-	170	80	90
Emerald 1,2 or 2, 3 (combined)	35.5' x 73' x 24'	2,590	288	110	78	66	60	-	-	-	290	150	180
Emerald 6, 7 or 7, 8 (combined)	38.5' x 73' x 24'	2,810	279	126	78	66	-	-	-	-	290	150	180
Emerald 1, 2, 3 (combined)	35.5' x 110' x 24'	3,885	364	170	-	-	-	-	16	13	430	220	270
Emerald 6, 7, 8 (combined)	38.5' x 110' x 24'	4,235	407	198	-	-	-	-	-	-	430	220	270
Emerald 4, 5 (each)	37' x 110' x 24'	4,070	476	204	-	-	-	-	23	17	430	220	260
Emerald 4, 5 (combined)	74' x 110' x 24'	8,140	924	480	-	-	-	-	45	33	860	460	600
Emerald 1, 2, 3, 4 (combined)	72.5' x 110' x 24'	7,975	924	432	-	-	-	-	39	30	900	460	520
Emerald 5, 6, 7, 8 (combined)	75.5' x 110' x 24'	8,305	984	474	-	-	-	-	-	-	900	460	520
Emerald 1, 2, 3, 4, 5 (combined)	109.5' x 110' x 24'	12,045	1,344	672	-	-	-	-	61	46	1,290	680	850
Emerald 4, 5, 6, 7, 8 (combined)	112.5' x 110' x 24'	12,375	1,404	714	-	-	-	-	63	47	1,290	680	850
Emerald Boardroom	24' x 42' x 10'	1,008	-	-	-	-	-	20	-	-	20	20	20
Emerald Office 1	15' x 8.5' x 8'	128	-	-	-	-	-	-	-	-	-	-	-
Emerald Office 2	11.5' x 8.5' x 8'	96	-	-	-	-	-	-	-	-	-	-	-
Emerald Patio	24' x 120'	2,880	-	-	-	-	-	-	-	-	250	140	180
Emerald Lawn 1	Special	6,800	-	-	-	-	-	-	-	-	550	350	440
Emerald Lawn 2	Special	20,000	-	-	-	-	-	-	-	-	-	-	-
Rose Lawn	120' x 55'	8,392	-	-	-	-	-	-	-	-	600	400	500
Santa Rosa Patio	40' x 120'	4,800	-	-	-	-	-	-	-	-	450	200	250

LOBBY LEVEL



The lobby boasts four breakout rooms including a boardroom with a separate parlor. All feature spectacular golf course or pool views.

THIRD FLOOR



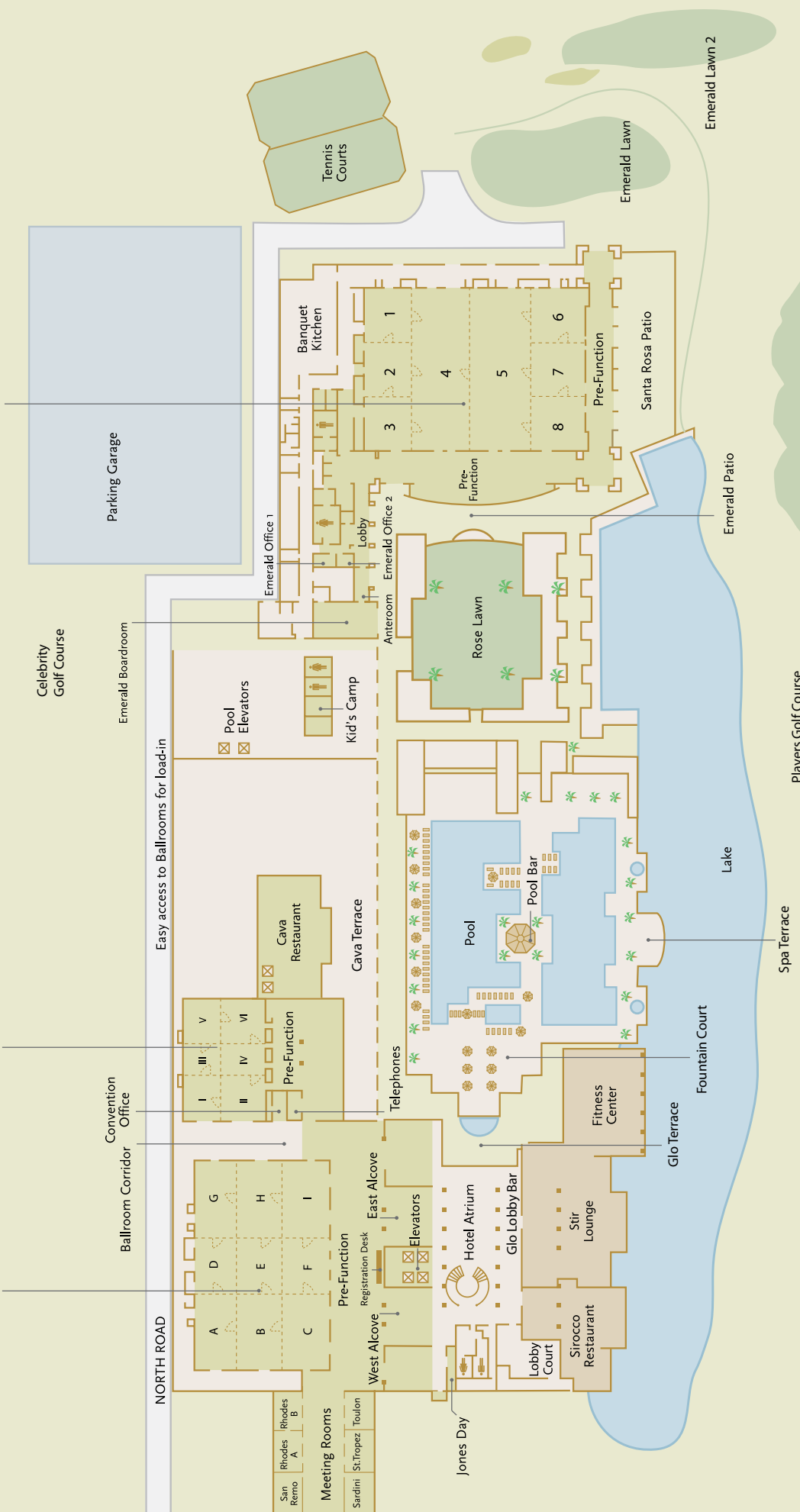
The third floor features six breakout rooms, conveniently located in the main Hotel Atrium tower off the elevators. All include scenic views, coffee break nooks and restrooms.

ROOMS	DIMENSIONS	AREA SQ.FT.	CAPACITY									
	(L x W x H)		Theatre	School Room	Hollow Square	U Shape	Conference	Exhibits 8' x 10'	Exhibits 10' x 10'	Reception	Banquet (Buffet)	Banquet (Sit Down)
Lobby Level												
Monte Carlo	23' x 32' x 11.8'	736	80	40	36	28	24	-	-	92	40	60
Monaco Boardroom	17' x 32' x 11.8'	544	-	-	-	-	12	-	-	12	12	12
Monaco Parlor	12' x 16' x 11.8'	192	-	-	-	-	-	-	-	-	-	-
Malta A	23' x 27' x 11.8'	621	56	32	30	22	18	-	-	76	40	40
Malta B	23' x 34' x 11.8'	782	80	40	36	28	24	-	-	100	50	60
Malta A, B (combined)	23' x 62' x 11.8'	1,426	148	80	60	52	48	-	-	176	100	100
Lobby Court	Special	4,935	-	-	-	26	20	-	-	350	250	300
Third Floor										80		
Gibraltar	25' x 26' x 8.5'	650	56	32	26	22	18	-	-	80	40	50
Corsica	25' x 26' x 8.5'	650	56	32	26	22	18	-	-	65	40	50
Corfu	20' x 26' x 8.5'	520	42	28	22	19	18	-	-	65	30	30
Capri	20' x 26' x 8.5'	520	42	28	22	19	18	-	-	65	30	30
Cannes	20' x 26' x 8.5'	520	42	28	22	19	18	-	-	65	30	30
Barcelona	20' x 26' x 8.5'	520	42	28	22	19	18	-	-	65	30	30

CRYSTAL BALLROOM
14,784 sq. ft.

VALENCIA BALLROOM
5,148 sq. ft.

EMERALD BALLROOM
16,500 sq. ft.



OUTDOOR FUNCTION SPACE	DIMENSIONS		AREA		CAPACITY		
	(L x W x H)	SQ. FT.	Reception	Banquet (Buffet)	Banquet (Sit Down)		
Rose Lawn	120' x 55'	8,392	600	400	500		
Emerald Patio	24' x 120'	2,880	250	140	180		
Emerald Lawn 1	Special	6,800	550	350	440		
NEW Emerald Lawn 2	Special	20,000	2,000	1,000	1,300		
Santa Rosa Patio	40' x 20'	4,800	450	200	250		
Fountain Court	71'10" x 147'2.5"	7,272	250	125	175		
Spa Terrace	Special	3,000	280	120	150		



RESORT HIGHLIGHTS

- This resort is nonsmoking
- A four-star Indian Wells resort near Palm Springs providing an escape from demands of everyday life
- This tranquil resort oasis features two championship golf courses, alluring pools, and Spa Esmeralda
- Join the fun at the resort bar where a roll of the dice inspires the day's cocktail creation
- Marriott Rewards category: 6
- AAA Diamonds: 4
- 2007 RER customer ranked #1 in Event Satisfaction for all Marriott Convention Hotels and Resorts
- Offers latest in guest room and meeting space technology

DRIVING DIRECTIONS

FROM PALM SPRINGS AIRPORT – PSP

Turn left on El Cielo, then left on Ramon Road to Interstate 10 East. Take Interstate 10 East to Cook Street. Turn right on Cook Street, go 4 miles to Hwy. 111 and turn left. Then go 2 miles to Indian Wells Lane and turn left. The resort will be on your right.

FROM LA/ONTARIO INTERNATIONAL AIRPORT – ONT

Exit Ontario Airport to Archibald Avenue North. Take Archibald Avenue to Interstate 10 East. Take Interstate 10 East for 83 miles. Exit Cook Street and turn right. Go 4 miles to Hwy. 111 and turn left. Go 2 miles to Indian Wells Lane and turn left. The resort will be on your right.



44-400 INDIAN WELLS LANE,
INDIAN WELLS, CA 92210-8708
SALES FAX: 760-836-1294
HOTEL FAX: 760-346-9308
TEL: 760-773-4444

WWW.RENAISSANCEESMERALDA.COM



Made with recyclable paper and soy based inks.