

Rediscover the perfect balance of landmark charm and modern sophistication in a historic setting at Washington, DC's largest convention hotel.



Located in the heart of prestigious Woodley Park, the landmark Marriott Wardman Park hotel is the premier convention hotel in the nation's capital. The amazing location, just steps from the DC Metro system, provides easy access to the entire metropolitan area. Guests will experience the ultimate in comfort, technology and productivity in one of the 1,316 guest rooms and 141 VIP suites. With over 195,000 square feet of flexible exhibition and function space, including a new 10,000-square-foot ballroom, the hotel offers the ideal space for high-end social business as well as the flexibility for large conventions and meetings.



ACCOMMODATIONS

- Three towers
1,316 guest rooms
- 945 guest rooms
- 148 Wardman tower rooms
- 141 suites
- 82 concierge rooms

GUEST SERVICES

- High-speed Internet access in guest rooms
- Wireless Internet access in public spaces
- Parking on-site and valet
- Outdoor pool open seasonally
- Fitness center

MEETING FACILITIES

- 72 meeting rooms
- 195,000 square feet of total meeting space
- Largest meeting room is the Marriott Ballroom with maximum meeting space of 30,342 square feet divisible into three sections and maximum seating capacity of 4,000 for receptions and 2,800 for banquets
- 95,000 square feet of dedicated exhibit space
- Maximum of 57 breakout meeting rooms
- High-speed Internet access
- Wireless Internet access

LOCATION

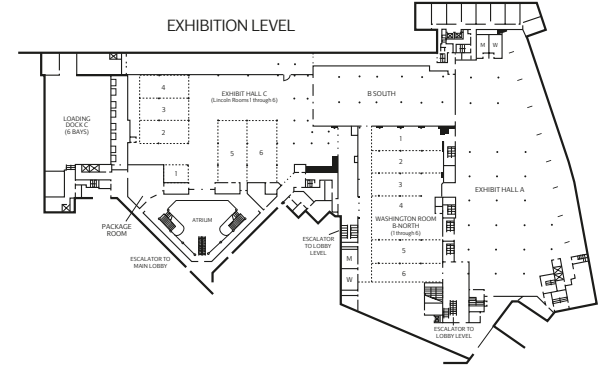
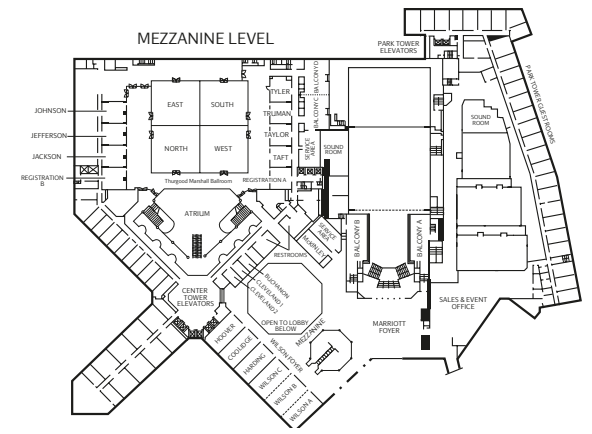
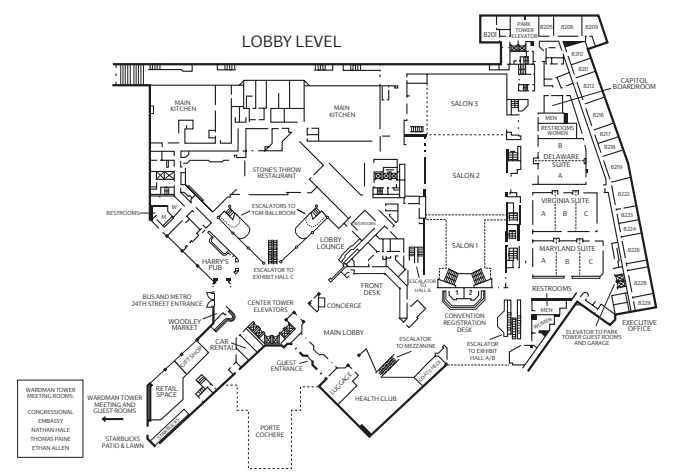
- Nine miles to Reagan National Airport
- On-site Metro station
- Woodley Park neighborhood
- Rock Creek Park
- National Zoo
- National Cathedral
- Embassy Row
- National Mall

RESTAURANTS AND LOUNGES

Name	Seats/ Capacity	Meals Served
Stone's Throw Restaurant	241	B,L,D
Harry's Pub	100	L,D
Woodley Market		B,D
Lobby Lounge	90	Cocktails, and hors d'oeuvres
Starbucks Coffee	50	B,L

CAPACITY CHART

Meeting Room	DIMENSIONS		CAPACITY					
	LxWxH	Sq. Ft.	Theater	Schoolroom	Conference	U-Shape	Reception	Banquet
Marriott Ballroom Salons 1,2,3 & Balconies	234x89x29	30,264	4,200	1,500	-	-	3,500	2,600
Salon 1 & Balconies	72x89x29	10,006	1,140	450	-	-	1,000	840
Salon 2	90x89x29	8,010	1,100	540	-	-	1,000	810
Salon 3 & Balconies	72x108x29	12,250	1,400	650	-	-	1,100	1,050
Salon 1,2 & Balconies	162x89x29	18,016	2,200	900	-	-	2,200	1,580
Salon 2, 3 & Balconies	162x89x29	20,260	2,500	1,100	-	-	2,200	1,860
Marriott Ballroom Salons 1,2,3 & Floor only	234x89x29	22,194	3,000	1,276	-	-	3,000	2,250
Salon 1	72x89x29	6,408	750	360	-	-	800	630
Salon 2	90x89x29	8,010	1,100	516	-	-	1,000	810
Salon 3	72x108x29	7,776	800	400	-	-	1,000	720
Salons 1&2 (combined)	162x89x29	14,416	1,850	850	-	-	2,000	1,470
Salons 2 & 3	162x89x29	15,786	1,900	900	-	-	2,000	1,650
Maryland Suite	78x42x15	3,276	450	225	80	80	400	300
Maryland Suite A, B, C (each)	26x42x15	1,092	135	60	34	40	150	80
Maryland Suite A & B (combined)	52x42x15	2,180	275	125	60	60	300	200
Maryland Suite B & C (combined)	52x42x15	2,180	275	125	60	60	300	200
Virginia Suite	71x43x15	3,053	400	200	80	80	375	280
Virginia Suite A, B, & C (each)	23x43x15	989	125	60	40	40	125	80
Virginia Suites A&B or B&C (combined)	46x43x15	1,978	275	120	60	60	250	200
Delaware Suite	53x50x15	2,650	350	150	60	60	350	250
Delaware Suites A & B (each)	53x25x15	1,325	175	75	40	40	175	110
Park Tower Suites 8206, 09, 10, 12, 16, 19, 22, 26, 28	14x32x9	450	50	25	25	-	40	30
Park Tower Suites 8205, 11, 17, 18, 23, 24, 29	14x18x9	250	20	14	14	-	20	10
Atrium	66x66x114	4,104	-	-	-	-	300	250
Exhibit Hall A		36,000	-	-	-	-	2,500	2,000
Exhibit Hall B		31,000	-	-	-	-	2,500	2,000
Hall B North	85x171x12	23,000	-	-	-	-	1,750	1,500
Hall B South		8,000	-	-	-	-	750	900
Exhibit Hall C		28,000	-	-	-	-	2,500	2,000
Congressional	45x16x9	720	-	-	22	-	-	22
Embassy	26x12x9	312	40	24	24	-	50	40
Marriott Ballroom Foyer		8,000	-	-	-	-	1,400	-
Marriott Balcony A & B (each)	53x20x12	1,100	120	60	35	40	120	100
Marriott Balcony C & D (each)	40x21x12	840	90	45	30	30	90	80
Marriott Balcony C&D (combined)	80x21x17	1,680	180	90	60	50	200	160
Wilson A, B, C, (combined)	126x78x9	3,276	300	150	60	60	300	240
Wilson A, B, & C (each)	42x26x9	1,096	110	50	36	30	100	80
Harding, Coolidge, & Hoover (each)	40x24x9	960	110	50	30	30	100	80
McKinley	38x20x9	760	90	40	30	30	75	70
Taft, Taylor, Truman, Tyler (each)	19x24x8	456	45	24	22	-	50	40
Jackson, Jefferson, Johnson (each)	19x24x8	456	40	20	16	-	40	30
Cleveland 1	11x22x7	242	25	9	16	-	30	20
Cleveland 2	12x22x7	264	25	9	16	-	30	20
Buchanan	10x22x7	220	25	9	16	-	30	20
Lincoln 1	16x26x12	420	25	9	16	-	30	20
Lincoln 2	33x60x12	2,000	250	100	40	50	250	180
Lincoln 3	25x60x12	1,480	175	75	40	45	175	120
Lincoln 4	25x60x12	1,480	175	75	40	45	175	120
Nathan Hale	46x19x8	100	45	40	40	-	125	80
Lincoln 5	37x72x12	2,795	350	150	-	60	350	210
Lincoln 6	29x72x12	2,100	275	100	-	50	300	200
Lincoln 2/3	83x60x12	3,480	400	150	-	-	450	440
Lincoln 3/4	50x60x12	2,960	350	150	-	-	425	300
Lincoln 2/4	83x60x12	4,960	650	250	-	-	675	480
Lincoln 5/6	66x72x12	4,895	625	250	-	-	650	420
Thurgood Marshall Ballroom	90x96x20	8,706	1,200	648	-	-	1,500	810
North & West (each)	50x49x20	2,499	300	147	36	50	400	180
South & East (each)	48x49x20	2,410	300	147	36	50	400	180
South/West & North/East	97x49x20	4,836	700	340	-	-	750	400
South/East	96x48x20	4,704	700	340	-	-	750	400
North/West	96x50x20	4,878	700	340	-	-	750	400
Ethan Allen	29x14x8	-	40	21	22	-	40	30
Thomas Paine	27x14x8	-	40	21	22	-	40	30
Capitol Boardroom	21x19x8	399	-	-	12	-	-	-
Washington 1	73x25x11	1,825	290	110	-	-	-	150
Washington 2	73x25x11	1,825	290	110	-	-	-	150
Washington 3	63x25x11	1,562	200	90	-	-	-	130
Washington 4	68x48x11	3,375	400	180	-	-	-	300
Washington 5	76x25x11	1,887	290	110	-	-	-	150
Washington 6	76x23x11	1,736	290	110	-	-	-	150
Embassy	26x12x9	312	40	24	24	-	50	40
Nathan Hale	46x19x8	874	100	45	40	-	125	80
Room 6	75.5x23x12	1,736	290	110	-	-	-	-



Marriott Wardman Park Hotel
 2660 Woodley Rd., NW, Washington DC 20008
 Phone: 202-328-2000 Fax: 202-234-0015

For more information visit:
WardmanPark.com