

Tampa enjoys a history of journey and discovery — from a landing point for hundreds of explorers to a dynamic port that is home to a perpetual flow of diverse peoples and goods. The JW Marriott Tampa Water Street, anchoring one of the nation's largest developments, will embrace that heritage while introducing a thoughtfully curated, beautiful gathering place.

#### EVENTS BY JW

Through memorable culinary experiences, JW Marriott sets the stage for exceptional events. The planning begins with a custom menu thoughtfully crafted to delight the palate with fresh, authentic cuisine that celebrates local tastes and overall well-being. To add some flavor to your meeting, our "Chef on Show" showcases top culinary talent, bringing the art of food to life through demonstrations and storytelling. Let our expert planners create an experience that each and every one of your guests will savor throughout the event and beyond.

#### ACCOMMODATIONS

519 guest rooms and suites styled with elegant sophistication | Enhanced with the residential comforts of home | Offering scenic waterfront and city views | Select rooms include Executive Lounge access with complimentary hors d'oeuvres

#### ATTRACTIONS

Adventure Island | Amalie Arena | Armature Works | Busch Gardens | David A. Straz Jr. Center for the Performing Arts | Florida Aquarium | Tampa Riverwalk | TPC Tampa Bay | Water Street Tampa and Pirate Water Taxi | Ybor City

#### MEETING FACILITIES

100,000 square feet of meeting and event space, including Tampa Bay's largest hotel ballroom (29,100 square feet) | Ideal for accommodating high-level meetings and elegant banquets | Business center

#### AMENITIES

Expansive full-service Spa by JW® and fitness center | Rooftop pool with sun terrace | Six restaurants with indoor and outdoor seating | Lobby Bar | 27th-floor Lounge with 360-degree views of the city and bay  
Opening late 2022

JW MARRIOTT®  
TAMPA WATER STREET

510 Water Street, Tampa, FL 33602  
Marriott.com/TPAJD

   JWMarriottTampa

For more information or to submit an RFP, contact:

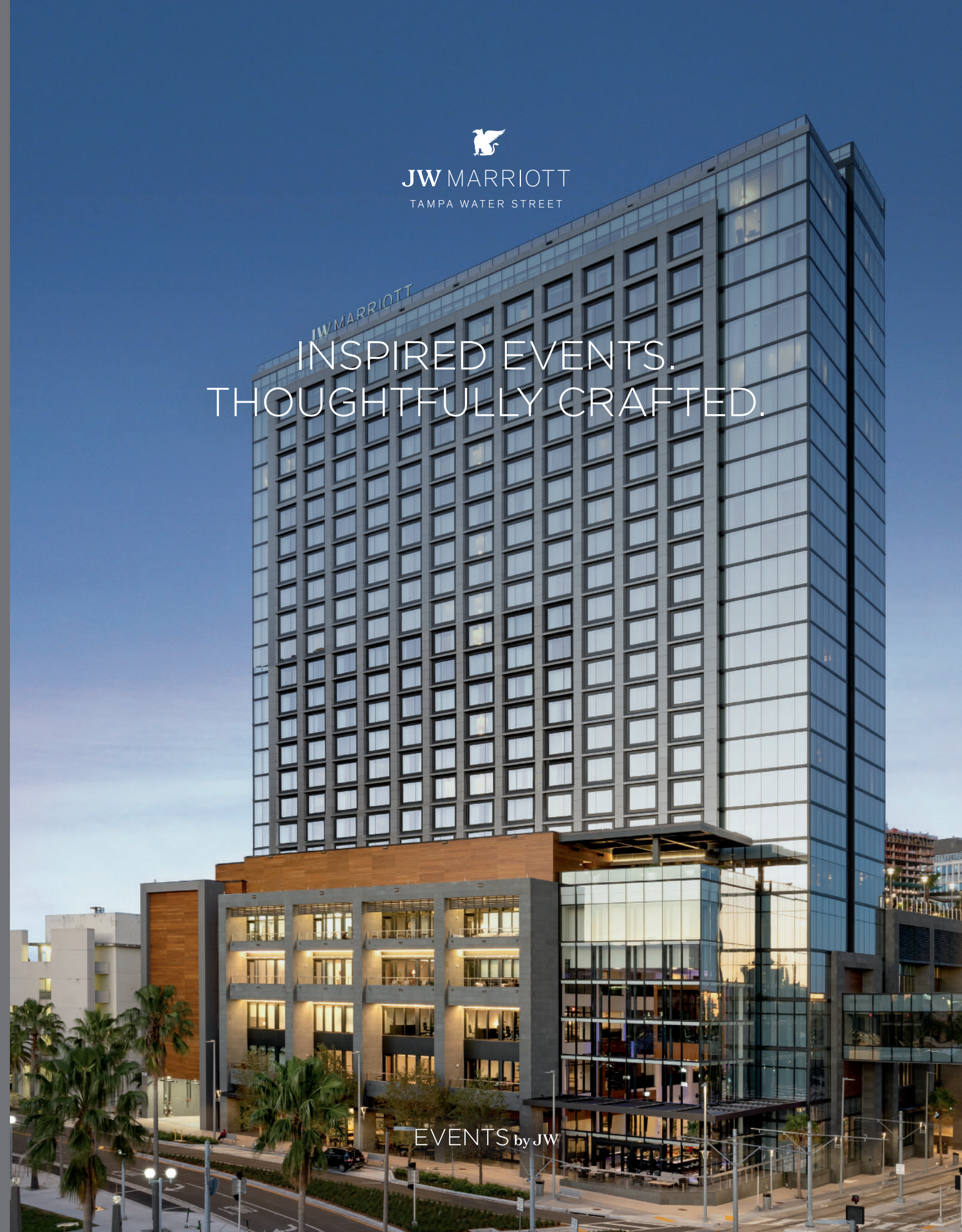
JWTAMPA.Sales@marriott.com  
Office: 813.204.6371

©2020 Marriott International, Inc. All Rights Reserved. All names, marks and logos are the trademarks of Marriott International, Inc., or its affiliates.



INSPIRED EVENTS.  
THOUGHTFULLY CRAFTED.

EVENTS by JW



LEVEL 200

	DIMENSIONS		CAPACITY					
	LxWxH	SQ FT	THEATRE	CLASSROOM	CONFERENCE	U-SHAPE	RECEPTION	BANQUET
Ybor Ballroom	115'x76'x20'	8,670	1,000	414	-	-	900	600
Salon I	38'x25'x20'	950	96	42	32	36	80	60
Salon II	38'x24'x20'	910	96	42	32	36	80	60
Salon III	38'x25'x20'	950	96	42	32	36	80	60
Salon IV	40'x76'x20'	3,030	272	168	64	76	280	190
Salon V	37'x76'x20'	2,830	264	162	64	76	260	190
Pre-Function	-	2,350	-	-	-	-	-	-
H.B Plant Ballroom	135'x119'x20'	16,025	1,500	800	-	-	1,800	1,200
Salon A	44'x31'x20'	1,330	108	66	40	40	130	80
Salon B	44'x29'x20'	1,270	108	72	40	40	120	80
Salon C	44'x29'x20'	1,270	108	72	40	40	120	80
Salon D	44'x31'x20'	1,330	108	69	40	40	130	80
Salon E	45'x119'x20'	5,355	500	250	-	-	500	400
Salon F	46'x119'x20'	5,470	500	250	-	-	500	400
Pre-Function	-	2,932	-	-	-	-	-	-
Fort Brooke	28'x41'x11'	1,150	77	50	32	32	77	60
Gasparilla	28'x41'x11'	1,150	77	50	32	32	77	60
MacDill	28'x23'x11'	643	54	24	20	20	50	40

LEVEL 300

Adamo	30'x42'x10'	1,250	83	50	32	32	83	60
Armenia	26'x42'x10'	1,093	73	50	32	32	73	60
Ashley Boardroom	23'x29'x10'	675	-	-	12	-	-	-
Columbus Boardroom	22'x29'x10'	650	-	-	12	-	-	-
West Working Lounge	-	2,900	-	-	-	-	-	-
East Working Lounge	-	2,754	-	-	-	-	-	-
Skybox	21'x20'x10'	425	-	-	-	14	29	25
Edison	19'x 26'x10'	500	34	24	15	15	34	34
Fowler	23'x28'x10'	635	43	33	20	20	43	43
Franklin	23'x26'x10'	600	41	30	20	20	41	40
Gandy	22'x29'x10'	630	42	30	20	20	42	40
Howard	26'x27'x10'	700	47	33	22	24	47	47
Kennedy	26'x27'x10'	700	48	33	22	24	48	48
Platt	26'x27'x10'	700	47	33	22	24	47	47
Swann	35'x27'x10'	950	64	42	32	36	64	60
Westshore	26'x29'x10'	765	51	30	22	24	51	50

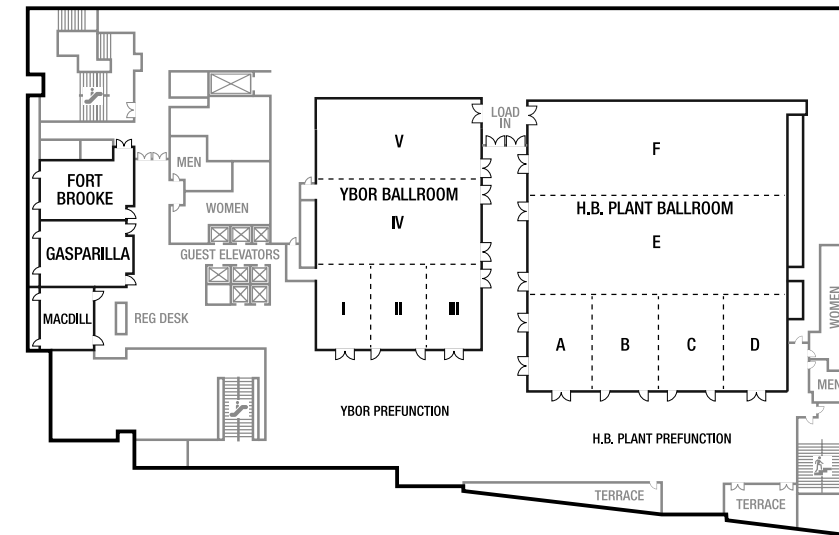
LEVEL 400

Tampa Bay Ballroom	135'x216'x22'	29,100	3,000	1,400	-	-	3,000	2,200
Salon 1	35'x66'x22'	2,300	200	108	40	50	200	150
Salon 2	33'x66'x22'	2,130	200	108	40	50	200	150
Salon 3	33'x66'x22'	2,130	200	108	40	50	200	150
Salon 4	35'x66'x22'	2,300	220	105	40	50	220	150
Salon 5	135'x84'x24'	11,340	1,200	600	-	-	1,200	800
Salon 6	35'x66'x22'	2,275	200	105	40	40	200	150
Salon 7	33'x66'x22'	2,140	200	108	40	40	200	150
Salon 8	33'x66'x22'	2,140	200	108	40	40	200	150
Salon 9	35'x66'x22'	2,345	220	108	40	40	220	150
Hillsborough	29'x41'x10'	1,180	79	50	32	32	79	60
Manatee	26'x41'x10'	1,070	72	50	32	32	72	60
Pasco	28'x41'x10'	1,148	72	50	32	32	72	60
Pinellas	27'x24'x 10'	640	43	30	20	20	43	40
South Pre-Function	15'	9,465	-	-	-	-	-	-
West Pre-Function	15'	2,155	-	-	-	-	-	-
East Pre-Function	15'	1,432	-	-	-	-	-	-

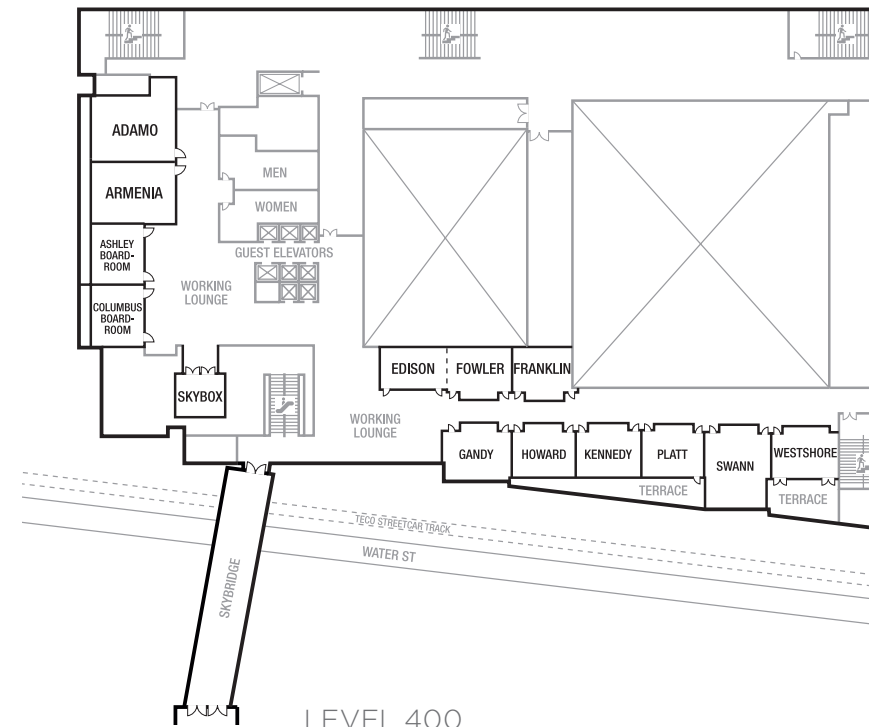
LEVEL 600

Event Lawn	34'x63'	2,142	-	-	-	-	-	-
------------	---------	-------	---	---	---	---	---	---

LEVEL 200



LEVEL 300



LEVEL 400

