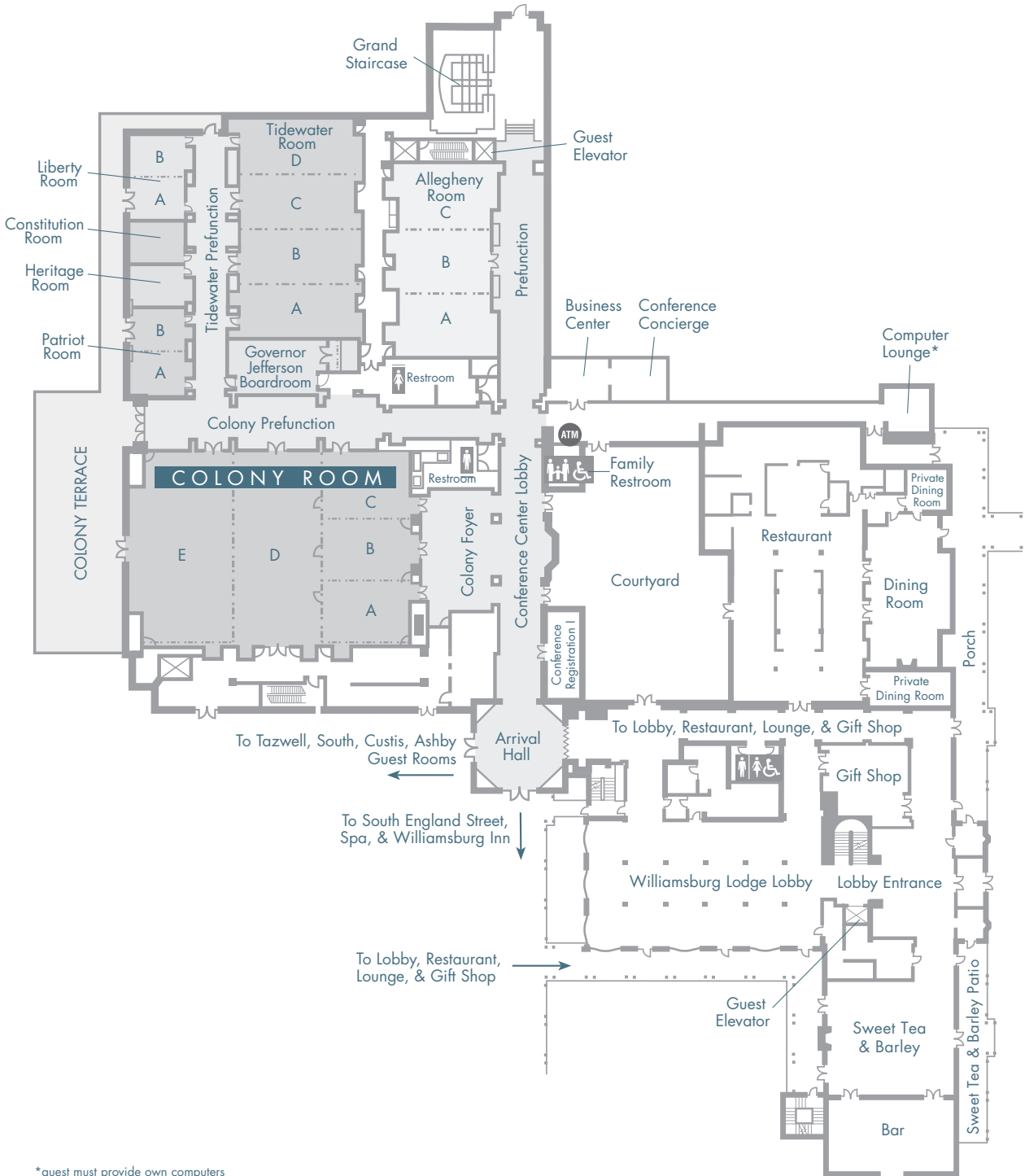




WILLIAMSBURG
LODGE
GOLF • RESORT • SPA

CONFERENCE CENTER MAIN LEVEL



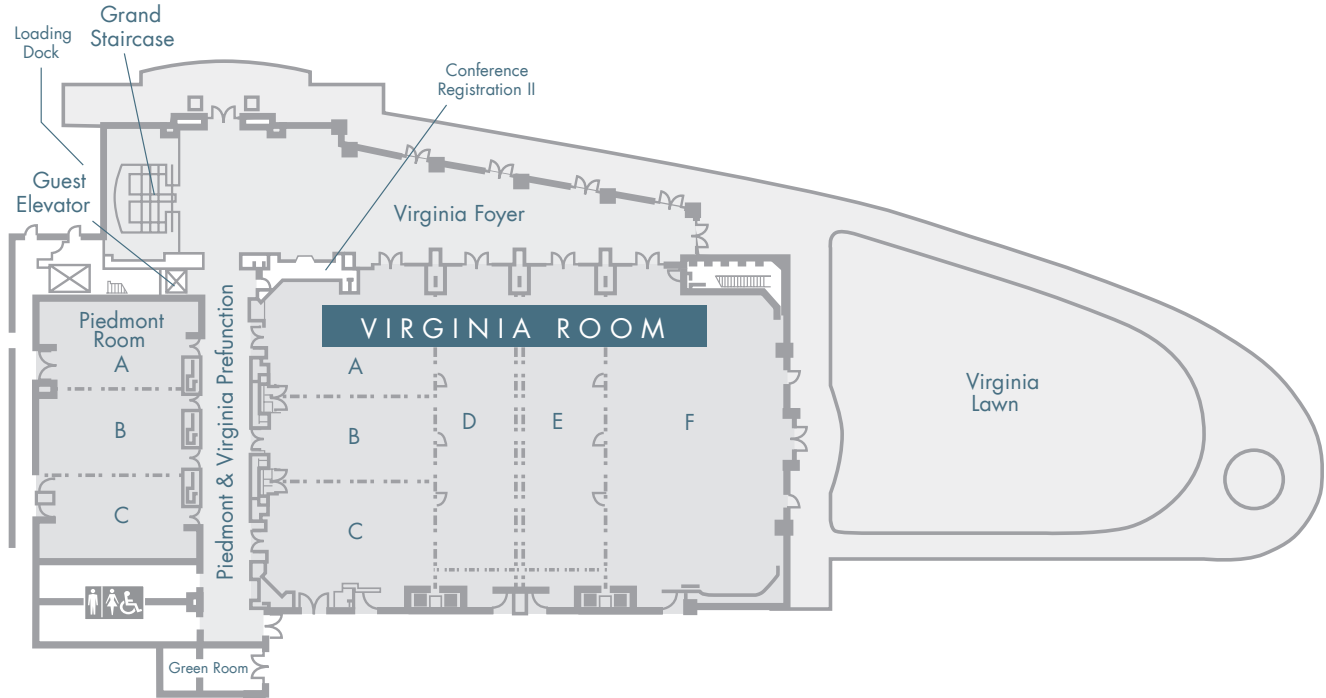
*guest must provide own computers

310 South England Street, Williamsburg, VA 23185
(757)220-7600



WILLIAMSBURG
LODGE
GOLF • RESORT • SPA

CONFERENCE CENTER LOWER LEVEL



PARLOR AREA (SQ. FT.)

HEPBURN SUITE
775 sq. ft.
(maximum of 35 for reception)

UNDERWOOD SUITE
1,035 sq. ft.
(maximum of 50 for reception)

PERRY SUITE
635 sq. ft.
(maximum of 30 for reception)

SHAW SUITE
705 sq. ft.
(maximum of 35 for reception)

HOSPITALITY SUITES

HEPBURN SUITE
(Room 4103)

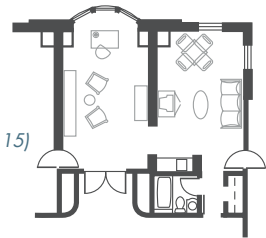


UNDERWOOD SUITE
(Room 4102)



JUNIOR SUITES

PERRY SUITE
(Room 4115)



SHAW SUITE
(Room 4107)



310 South England Street, Williamsburg, VA 23185
(757)220-7600

CONFERENCE CENTER SEATING CAPACITY CHART*

Meeting Room	Banquet†	Reception	Theater	Classroom‡	Conference Style/U-Shape	Hollow Square	Exhibits 8x10'/10x10'	Sq. Ft. (Usable)	Dimensions	Ceiling Ht.
<i>Colony Room (Main Level)</i>	600	700	810	471	—/—	—	41/33	6,652	73'/101'	12'3'/16'
<i>Colony Foyer</i>	—	120	—	—	—/—	—	—/—	1,181	42'/29'	10'
<i>Section A</i>	50	75	83	36	20/24	30	—/—	732	27'/32'	12'3'/16'
<i>Section B</i>	40	70	68	24	20/21	24	—/—	666	21'/32'	12'3'/16'
<i>Section C</i>	50	75	72	36	20/24	30	—/—	713	22'/32'	12'3'/16'
<i>Section D</i>	140	225	272	156	—/—	—	13/10	2,171	73'/30'	12'3'/16'
<i>Section E</i>	170	240	320	144	—/—	—	14/11	2,310	73'/36'	12'3'/16'
<i>Section AB</i>	110	145	160	84	42/42	48	8/7	1,406	49'/32'	12'3'/16'
<i>Section BC</i>	110	145	160	84	42/42	48	8/6	1,388	45'/32'	12'3'/16'
<i>Section ABC</i>	160	220	248	138	—/—	—	13/10	2,127	73'/32'	12'3'/16'
<i>Section ABCD</i>	350	450	550	300	—/—	—	26/21	4,319	73'/64'	12'3'/16'
<i>Section DE</i>	380	470	585	336	—/—	—	28/22	4,499	73'/67'	12'3'/16'
<i>Colony Terrace (Outdoor Area)</i>	—	240	—	—	—/—	—	—/—	2,325	85'/35'	—
<i>Tidewater Room (Main Level)</i>	240	350	427	231	—/—	—	21/16	3,372	79'/47'	12'
<i>Prefunction</i>	—	—	—	—	—/—	—	—/—	1,186	92'/16'	12'
<i>Section A</i>	60	85	95	42	36/36	36	—/—	824	19'/44'	12'
<i>Section B</i>	60	90	95	42	36/36	36	—/—	863	20'/44'	12'
<i>Section C</i>	60	85	95	42	36/36	36	—/—	833	19'/44'	12'
<i>Section D</i>	60	90	95	42	36/36	36	—/—	851	20'/44'	12'
<i>Section AB</i>	150	175	215	102	36/42	48	10/8	1,691	39'/47'	12'
<i>Section BC</i>	150	175	215	96	36/42	48	10/8	1,699	39'/44'	12'
<i>Section CD</i>	150	175	215	105	36/42	48	10/8	1,683	39'/47'	12'
<i>Section ABC</i>	200	265	325	168	—/—	—	15/12	2,522	58'/47'	12'
<i>Section BCD</i>	200	265	325	162	—/—	—	15/12	2,550	59'/47'	12'
<i>Allegheny Room (Main Level)</i>	180	235	277	150	—/—	—	14/11	2,266	66'/35'	10'
<i>Prefunction (North Side)</i>	—	—	—	—	—/—	—	—/—	1,258	80'/18'	10'
<i>Section A</i>	60	75	90	36	30/30	38	—/—	758	22'/35'	10'
<i>Section B</i>	60	75	90	36	24/30	38	—/—	750	22'/33'	10'
<i>Section C</i>	60	75	90	36	30/30	38	—/—	757	22'/33'	10'
<i>Section AB or BC</i>	120	155	182	90	42/50	59	9/7	1,508	44'/35'	10'
<i>Liberty Room (Main Level)</i>	50	60	64	30	22/21	24	—/—	602	28'/24'	10'
<i>Section A</i>	20	30	27	12	18/15	18	—/—	305	14'/23'	10'
<i>Section B</i>	20	30	27	12	18/15	18	—/—	297	14'/21'	10'
<i>Patriot Room (Main Level)</i>	50	65	65	36	24/21	24	—/—	638	29'/24'	10'
<i>Section A</i>	20	30	27	12	18/15	18	—/—	312	14'/23'	10'
<i>Section B</i>	20	30	27	12	16/15	18	—/—	320	14'/24'	10'
<i>Constitution Room (Main Level)</i>	30	35	40	18	16/15	18	—/—	357	17'/20'	10'
<i>Heritage Room (Main Level)</i>	20	30	36	21	18/15	18	—/—	328	15'/23'	10'
<i>Governor Jefferson Boardroom (Main Level)</i>	18	—	—	18/0	0	—/—	—/—	363	19'/32'	10'
<i>Conference Arrival Hall (Main Level)</i>	—	—	—	—	—/—	—	—/—	280	14'/20'	20'
<i>Conference Center Lobby (Main Level)</i>	—	—	—	—	—/—	—	—/—	315	7'/45'	14'
<i>Virginia Room (Lower Level)</i>	1,000	1,200	1,468	852	—/—	—	69/55	11,190	89'/141'	16'11'/22'
<i>Virginia Foyer</i>	—	385	—	—	—/—	—	23/18	3,686	43'/155'	22'
<i>Section A</i>	110	130	140	66	40/36	42	7/6	1,260	30'/45'	16'11'/22'
<i>Section B</i>	90	110	120	72	34/36	42	6/5	1,079	24'/46'	16'11'/22'
<i>Section C</i>	110	140	140	66	38/36	54	8/6	1,331	34'/45'	16'11'/22'
<i>Section AB</i>	200	245	287	162	48/55	74	14/11	2,339	54'/46'	16'11'/22'
<i>Section BC</i>	200	250	287	162	48/58	74	14/11	2,414	58'/46'	16'11'/22'
<i>Section ABC</i>	310	385	440	267	—/—	—	22/18	3,670	89'/46'	16'11'/22'
<i>Section ABCD</i>	490	580	704	378	—/—	—	34/27	5,519	89'/68'	16'11'/22'
<i>Section ABCDE</i>	640	780	968	540	—/—	—	46/37	7,448	89'/91'	16'11'/22'
<i>Section D or E</i>	150	190	240	90	—/—	—	11/9	1,849	88'/22'	16'11'/22'
<i>Section F</i>	300	390	494	267	—/—	—	23/18	3,742	89'/50'	16'11'/22'
<i>Section DE</i>	300	395	490	264	—/—	—	23/18	3,779	89'/45'	16'11'/22'
<i>Section EF</i>	490	590	702	390	—/—	—	35/28	5,615	89'/72'	16'11'/22'
<i>Section DEF</i>	670	790	966	564	—/—	—	47/37	7,521	89'/95'	16'11'/22'
<i>Piedmont Room (Lower Level)</i>	210	260	320	150	—/—	—	15/12	2,510	68'/38'	10'
<i>Prefunction</i>	—	—	—	—	—/—	—	—/—	1,319	93'/19'	10'
<i>Section A</i>	60	85	96	36	30/30	36	—/—	811	22'/38'	10'
<i>Section B</i>	60	90	96	48	30/33	39	—/—	876	23'/38'	10'
<i>Section C</i>	60	85	96	36	30/30	36	—/—	823	22'/38'	10'
<i>Section AB or BC</i>	130	175	208	108	42/50	62	10/8	1,687	46'/38'	10'
<i>Virginia Lawn (Outdoor Area)§</i>	650	1,335	—	—	—/—	—	—/—	12,683	133'/182'	—
<i>Oval Garden (Outdoor Area)§</i>	820	1,550	—	—	—/—	—	—/—	14,763	163'/127'	—
<i>Fountain Garden (Outdoor Area)§</i>	220	395	—	—	—/—	—	—/—	3,783	105'/70'	—

MAIN LEVEL

LOWER LEVEL

* All capacities are certified by Meeting Matrix International, using set-up standards approved by PCMA. Usable square footage reflects available floor space (excluding architectural features).
Room dimensions are overall measurements.

† All banquet numbers are based on 60" rounds with 10 per table.

‡ All classroom sets are based on 3 per 6' table.

§ Outdoor areas require a weather plan back-up. Numbers are subject to change when using a tent.